



An E-Book of
Song Descriptions
Lyrics
Chords
Sheet Music

Music Therapy Songs for Special Kids Sheet Music

	INDEX	
Track Number	Song	Page
1	Choo Choo Choo Hello	4
2	Clap my Hands	7
3	Finger Dance	11
4	Friends Forever	15
5	Elephant Stomp	19
6	Sway Your Arms	22
7	Ring Those Bells	26
8	I am a Crocodile	30
9	Castanet O Castanet	34
10	The Family Song	38
11	Let's Do Some Counting	42
12	Monkey Monkey	45
13	I Know my Alphabets	49
14	Choo Choo Choo Goodbye	52

Copyright © 2015 Ahjay Stelino
International Copyright Secured
All Rights Reserved

The music, text, design and graphics in this publication are protected by copyright law. Any duplication or transmission, by any means, electronic, mechanical, photocopying, recording or otherwise, is an infringement of copyright.

Music Therapy Songs for Special Kids Sheet Music

About the Album

Ahjay Stelino's album "Music Therapy Songs for Special Kids" is a ready to use 30 minute music session for use by parents/caregivers, teachers and other professionals working with young people with special needs.

About the Songs

Each song focuses on a single goal. The lyrical simplicity and musical accompaniment have been composed to ensure an engaging experience for the young person. It covers 6 main themes: Greetings, movement, instrument playing, anticipation, educational and vocalisation.

- Greetings: Tracks 1 & 14 are hello and goodbye songs which act as reminders that the music session is starting or ending.
- Motor Skills: Tracks 2 to 6 encourage motor skills. "Clap your Hands" is a clapping song. "Finger Dance" lets you wiggle your fingers. "Friends Forever is the time to dance and boogie. "Elephant Stomp" encourages you to stomp like an elephant. "Sway your Arms" is a chance to sway along with the music.
- Instrument Playing: Tracks 7 and 9 encourage accessible instrument playing. Play your bells along with "Shake Your Bells" and click and clack your castanet along with "Castanet o Castanet".
- Anticipation: Track 8, "I am a Crocodile" is an anticipation song. Hold out your arms like the jaws of a crocodile and build up to the SNAP at the end of the verse.
- Educational: Tracks 11 and 13 are educational songs providing fresh takes on alphabet and counting songs.
- Vocalisation: Tracks 10 & 12 are vocalisation songs "Monkey Monkey" and "The Family Song" provide the opportunity to encourage intentional vocalisation of vowel sounds and first words.

About the Recording

All songs have been composed and arranged by Ahjay Stelino. All songs were recorded, mixed and mastered by Ahjay Stelino at Stelino Studios, Auckland, New Zealand.

About Ahjay Stelino

Ahjay Stelino is a professional musician and registered music therapist based in Auckland, New Zealand (He is registered with the Music Therapy New Zealand registration board under his real name of Ajay Castelino). He currently works as a music therapist, songwriter and guitar tutor.

About this Book

This book contains the sheet music for the album. There are 3 or 4 versions of each song included:

1. Lyrics Only
2. Lyrics with chords in brackets [].
3. Lyrics with simplified chords in brackets []. This is useful for amateur musicians.
4. A lead sheet with the melody, lyrics and chords.

Music Therapy Songs for Special Kids Sheet Music

Track 1: Choo Choo Choo Hello

About the Song

This is a greeting song. It is common in music therapy to use consistent hello and goodbye songs for each session. They act as auditory cues to remind the young person that it is the start or end of music time. This song uses the analogy of a train as trains are a common favourite topic among children. The action to accompany this song is to move around the room like a train. Instruments to accompany the song could include train whistles. The lyrics of the chorus are repetitive to encourage intentional vocalisation.

Song Lyrics

Time for the music train to say
Choo choo choo hello
Chugging down the tracks
Hear that whistle blow
So if you wanna have some fun
Come on, sing along

Chorus

Choo choo choo choo
Choo choo choo
Choo choo choo hello
Choo choo choo choo
Choo choo choo
Choo choo choo hello
We're gonna have a real good time
Come along and stay a while
Choo choo choo choo
Choo choo choo
Choo choo choo hello

Time for the music train to say
Choo choo choo hello
It's come into to the station
Ready for the show
So if you wanna have some fun
Come on, sing along

Repeat Chorus Twice

Lyrics & Melody by Ahjay Stelino
Copyright © 2015 All Rights Reserved

Music Therapy Songs for Special Kids Sheet Music

Track 1: Choo Choo Choo Hello

Song Lyrics & Chords

[C] Time for the music train to [Am] say
[F] Choo choo choo [G] hello
[F] Chugging down the [Dm] tracks
[F] Hear that whistle [G] blow
So [F] if you wanna [Em] have some fun
[F] Come on, [G] sing along

Chorus

[C] Choo choo choo choo
[Am] Choo choo choo
[F] Choo choo choo hel-[G]-lo
[F] Choo choo choo choo
[Dm] Choo choo choo
[F] Choo choo choo hel-[G]-lo
We're [F] gonna have a [Em] real good time
[F] Come along and [Em] stay a while
[F] Choo choo choo choo
[C] Choo choo choo
[G] Choo choo choo hel-[C]-lo

[C] Time for the music train to [Am] say
[F] Choo choo choo [G] hello
It's [F] come into to the [Dm] station
[F] Ready for the [G] show
So [F] if you wanna [Em] have some fun
[F] Come on, [G] sing along

Repeat Chorus Twice

Lyrics & Melody by Ahjay Stelino
Copyright © 2015 All Rights Reserved

Choo Choo Choo Hello

Ahjay Stelino

The musical score is written for a single melodic line in 4/4 time. It begins with a key signature of one sharp (F#) and a common time signature (C). The melody is composed of eighth and quarter notes, with some measures containing rests. Chords are indicated by letters (C, Am, F, G, F, Dm, Em) above the staff. The lyrics are written below the staff, with some words hyphenated across measures. The score is divided into systems, with measure numbers 3, 5, 8, 10, 12, and 14 marked at the beginning of their respective lines. The piece concludes with a double bar line and repeat dots.

C Am F G

3 F Time for the mus-ic train to say F choo choo choo hel - lo
Dm G

5 F chug- ging down the tracks here that whist-le blow So
Em F G

8 C if you wan- na have some fun come on sing a - long
Am F G

10 F choo choo choo choo choo choo choo choo choo hel - lo
Dm F G

12 F choo choo choo choo choo choo choo choo choo hel - lo we're
Em F Em

14 F gon- na have a real good time come a long and stay a - while
C G C

choo choo choo choo choo choo choo choo choo hel - lo

Verse 2

Time for the music train to say
Choo choo choo hello
It's come into to the station
Ready for the show
So if you wanna have some fun
Come on, sing along

Music Therapy Songs for Special Kids Sheet Music

Track 2: Clap My Hands

About the Song

This is a clapping song. It is important to use the music to assist anticipating when to clap. Listen to the music to hear the clap and try and clap along with it. You can choose to clap every alternate clap if the young person needs more time to co-ordinate this physical action.

Song Lyrics

Verse 1

I'm gonna clap clap
Clap my hands
Clap them together
The best I can
Clap clap
Make a sound
Clap clap
Here we go now

Repeat Verse 1

Verse 2

Clap
Oh clap
Oh clap
Oh clap
Oh clap

Repeat Verse 1 twice

Lyrics & Melody by Ahjay Stelino
Copyright © 2015 All Rights Reserved

Music Therapy Songs for Special Kids Sheet Music

Track 2: Clap My Hands

Song Lyrics & Chords

I'm gonna [E] clap clap
Clap my hands
Clap them together
The best I can
[A] Clap clap
[B7] Make a sound
[A] Clap clap
[B7] Here we go now

Repeat Verse 1

Verse 2
[E] Clap
Oh [A] Clap
Oh [B7] Clap
Oh [A7] Clap
Oh [B7] Clap

Repeat Verse 1 twice

Lyrics & Melody by Ahjay Stelino
Copyright © 2015 All Rights Reserved

Music Therapy Songs for Special Kids Sheet Music

Track 2: Clap My Hands

Song Lyrics & Chords - Simple Version

For Guitar: Capo on 4th Fret

I'm gonna [C] clap clap
Clap my hands
Clap them together
The best I can
[F] Clap clap
[G7] Make a sound
[F] Clap clap
[G7] Here we go now

Repeat Verse 1

Verse 2
[C] Clap
Oh [F] Clap
Oh [G7] Clap
Oh [F] Clap
Oh [G7] Clap

Repeat Verse 1 twice

Lyrics & Melody by Ahjay Stelino
Copyright © 2015 All Rights Reserved

Clap My Hands

Ahjay Stelino

E

I'm gon-na clap clap clap my hands clap them to-get- her_ the best I can

5 A B7 A B7 **To Coda**

clap clap make a so - u - nd clap clap here we go now

9 E A

Clap Oh clap Oh

13 B7 A B7 **D.C. al Coda**

clap oh clap oh clap

17 E

Music Therapy Songs for Special Kids Sheet Music

Track 3: Finger Dance

About the song

This song encourages finger movement. Wiggle your fingers along with the song. If the young person needs assistance, try placing your fingers under his/her fingers and move your fingers so that his/her fingers move along with yours.

Song Lyrics

Chorus

Gonna move my fingers
Make 'em shake
Wiggle, wiggle, wiggle
Yeah, that's the way
Ain't gonna stop it
No no no
Cause my fingers are doing
The finger dance so

Verse

Feel them grooving
Feel them dancing
Watch them go, go
Go, oh oh oh

Repeat Chorus

Lyrics & Melody by Ahjay Stelino
Copyright © 2015 All Rights Reserved

Music Therapy Songs for Special Kids Sheet Music

Track 3: Finger Dance

Song Lyrics & Chords

Chorus

Gonna [G] move my fingers
[B7] Make 'em shake
[C] Wiggle, wiggle, wiggle
Yeah, [Cm] that's the way
[Em7] Ain't gonna stop it
[B7] No no no
Cause my [Am] fingers are doing
The [D6] finger dance [G] so [G/F#] [Am] [D7]

Verse

[C] Feel them [D] grooving
[C] Feel them [D] dancing
[C] Watch them [D] go, go
[Em] Go, oh oh [D7] oh

Repeat Chorus

Lyrics & Melody by Ahjay Stelino
Copyright © 2015 All Rights Reserved

Music Therapy Songs for Special Kids Sheet Music

Track 3: Finger Dance

Song Lyrics & Chords - Simple Version

Chorus

Gonna [G] move my fingers
[D] Make 'em shake
[C] Wiggle, wiggle, wiggle
Yeah, that's the way
[Em] Ain't gonna stop it
[G] No no no
Cause my [Am] fingers are doing
The [D] finger dance [G] so

Verse




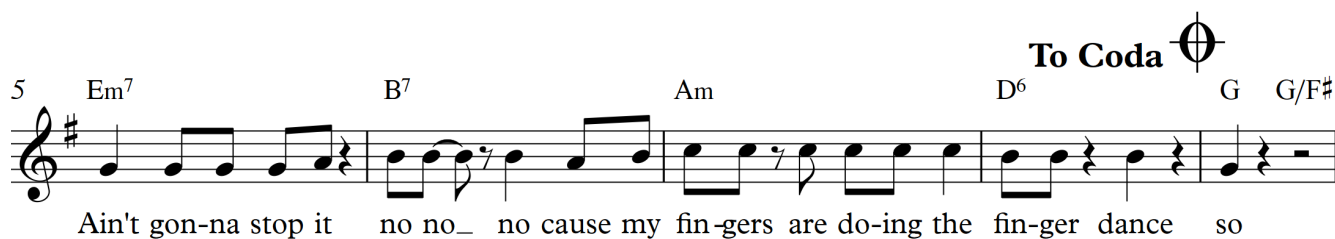

[C] Feel them [D] grooving
[C] Feel them [D] dancing
[C] Watch them [D] go, go
[Em] Go, oh oh [D] oh

Repeat Chorus

Lyrics & Melody by Ahjay Stelino
Copyright © 2015 All Rights Reserved

Finger Dance

Ahjay Stelino



Music Therapy Songs for Special Kids Sheet Music

Track 4: Friends Forever

About the Song

This is a dancing song. If the young person is in a wheelchair, the wheelchair can be moved around the room to the beat of the music.

Song Lyrics

Singing, dancing
Clapping, moving
It's a lot more fun
When I have a chum

Playing, running
Jumping, skipping
It's easier
When you are near
And

Chorus

Everything is better
When we are together
Everything is fine
When it's you and I
I wish that we will be
Friends forever
Oh, friends forever

Smiling, laughing
Grinning, giggling
You cheer me up
When I'm in a slump

Sharing, caring
Giving, helping
You're always there
When I'm scared
And

Repeat Chorus

It gets kinda lonely
Hanging on my own
So I just wanna
Tell you once more
That

Repeat Chorus

Lyrics & Melody by Ahjay Stelino
Copyright © 2015 All Rights Reserved

Music Therapy Songs for Special Kids Sheet Music

Track 4: Friends Forever

Song Lyrics & Chords

[A] Singing, [Amaj7] dancing
[A7] Clapping, [F#m] moving
It's a [Bm] lot more fun
[E7] When I have a chum

[A] Playing, [Amaj7] running
[A7] Jumping, [F#m] skipping
It's [Bm] easier
[E7] When you are near
And

Chorus

[A] Everything is [F#m] better
[D] When we are to-[E7]-gether
[A] Everything is [F#m] fine
[D] When it's you and [E7] I
I [D] wish that we will [E] be
Friends for-[A]-ever [Amaj7] [F#m]
[E7] Oh, friends for-[A]-ever [Amaj7] [F#m] [E7]

[A] Smiling, [Amaj7] laughing
[A7] Grinning, [F#m] giggling
You [Bm] cheer me up
[E7] When I'm in a slump

[A] Sharing, [Amaj7] caring
[A7] Giving, [F#m] helping
You're [Bm] always there
[E7] When I'm scared
And

Repeat Chorus

It [D] gets kinda lonely
Hanging on my own
So [F#m] I just wanna
[E7] Tell you once more
That

Repeat Chorus

Lyrics & Melody by Ahjay Stelino
Copyright © 2015 All Rights Reserved

Music Therapy Songs for Special Kids Sheet Music

Track 4: Friends Forever

Song Lyrics & Chords - Simple Version

For Guitar: Capo on 2nd Fret

[G] Singing, dancing
Clapping, [Em] moving
It's a [Am] lot more fun
[D] When I have a chum

[G] Playing, running
Jumping, [Em] skipping
It's [Am] easier
[D] When you are near
And

Chorus

[G] Everything is [Em] better
[C] When we are to-[D]-gether
[G] Everything is [Em] fine
[C] When it's you and [D] I
I [C] wish that we will [D] be
Friends for-[G]-ever [Em]
[D] Oh, friends for-[G]-ever [Em] [D]

[G] Smiling, laughing
Grinning, [Em] giggling
You [Am] cheer me up
[D] When I'm in a slump

[G] Sharing, caring
Giving, [Em] helping
You're [Am] always there
[D] When I'm scared
And

Repeat Chorus

It [C] gets kinda lonely
Hanging on my own
So [Em] I just wanna
[D] Tell you once more
That

Repeat Chorus

Lyrics & Melody by Ahjay Stelino
Copyright © 2015 All Rights Reserved

Friends Forever

Ahjay Stelino

A A^{ma}7 A⁷ F[#]m Bm E⁷

Sing-ing danc-ing clap-ping mov-ing it's a lot more fun when_ I have a chum

5 A A^{ma}7 A⁷ F[#]m Bm E⁷

play-ing jump-ing run-ning skip-ping it's e - as - ier wh - en you are near and

9 A F[#]m D E⁷

Eve - ry - thing is bet- ter_ When we are to - get her_

13 A F[#]m D E⁷

Eve - ry - thing is fine When it's you and_ I I

17 D E E A A^{ma}7

wish that we will be Friends for - ev - er_

21 F[#]m E⁷ A A^{ma}7 F[#]m E⁷ **To Coda**

Oh_ friends for - ev - er_

24 D F[#]m E⁷ **D.S. al Coda**

Gets kin-da lon-ely hang - ing on my own so I just wan-na tell_ you once more

29 A

Music Therapy Songs for Special Kids Sheet Music

Track 5: Elephant Stomp

About the Song

The aim of this song is to encourage stomping your feet. It is important to use the music to assist anticipating when to stomp. Stomp on the strong beats in the music. The words in bold underline in the lyrics below indicate the strong beats. You can choose to stomp on each strong beat or every alternate strong beat if the young person needs more time to co-ordinate this physical action.

Song Lyrics

Stomp stomp

The elephants are marching

With a stomp stomp

The jungle is shaking

With a stomp stomp

They're big and they're strong

And they stomp stomp

Let's join the

The elephant

Lyrics & Melody by Ahjay Stelino

Copyright © 2015 All Rights Reserved

Track 5: Elephant Stomp

Song Lyrics & Chords

[D] Stomp stomp
The elephants are marching
With a [A] stomp stomp
The jungle is shaking
With a [G] stomp stomp
They're big and they're strong
And they [A] stomp stomp
Let's join the
The elephant


Ending: [D] stomp

Lyrics & Melody by Ahjay Stelino
Copyright © 2015 All Rights Reserved

Elephant Stomp


Ahjay Stelino

D




Stomp stomp the el - e - phants are mar-ching with a

3 A



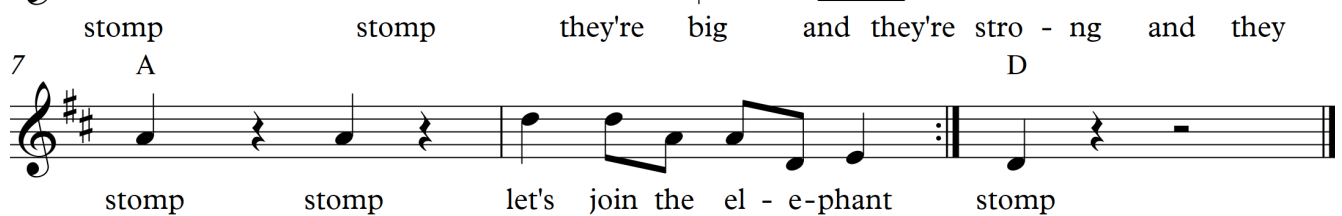
stomp stomp the jun - gle is sha - king with a

5 G



stomp stomp they're big and they're stro - ng and they

7 A D



stomp stomp let's join the el - e - phant stomp

Music Therapy Songs for Special Kids Sheet Music

Track 6: Sway Your Arms

About the Song

This song encourages swaying your arms. The young person may require help getting the left and right directions correct.

Song Lyrics

Sway your arms from side to side
Sway them like a wind screen wipe
Sway your arms from side to side
Sway them like a wind screen wipe

Left to right and right to left
Left to right and right to left
Left to right and right to left
You're swaying so well

Lyrics & Melody by Ahjay Stelino
Copyright © 2015 All Rights Reserved

Music Therapy Songs for Special Kids Sheet Music

Track 6: Sway Your Arms

Song Lyrics & Chords

[A] Sway your arms from [E] side to side
Sway them like a [A] wind screen wipe
Sway your [A7] arms from [D] side to [Dm] side
[E] Sway them like a wind screen [A] wipe

[A] Left to right and [E] right to left
Left to right and [A] right to left
Left to [A7] right and [D] right to [Dm] left
You're [E] swaying so [A] well

Lyrics & Melody by Ahjay Stelino
Copyright © 2015 All Rights Reserved

Track 6: Sway Your Arms

Song Lyrics & Chords - Simple Version

[A] Sway your arms from [E] side to side
Sway them like a [A] wind screen wipe
Sway your arms from [D] side to side
[E] Sway them like a wind screen [A] wipe

[A] Left to right and [E] right to left
Left to right and [A] right to left
Left to right and [D] right to left
You're [E] swaying so [A] well

Lyrics & Melody by Ahjay Stelino
Copyright © 2015 All Rights Reserved

Sway Your Arms

Ahjay Stelino

The musical score is written for a single melodic line in treble clef, key of A major (three sharps), and 6/8 time. It consists of four staves of music. The first staff begins with a repeat sign and a 6/8 time signature. The second staff includes measure numbers 5 and 10. The third staff includes measure number 14. The fourth staff concludes with a double bar line and repeat dots. Chord symbols (A, E, A7, D, Dm) are placed above the notes. The lyrics are written below the notes, with some words spanning across measures. The melody is simple and repetitive, suitable for a children's song.

A E A

Sway your arms from side to side sway them like a wind-screen wipe

5 A⁷ D Dm E A

sway your arms from side to side sway them like a wind-screen wipe

10 A E E A

left to right and right to left left to right and right to left

14 A A⁷ D Dm E A E A

left to right and right to left your sway - ing so well

Track 7: Ring Those Bells

About the Song

This song encourages playing the bells. The lyrics are repetitive and literal to assist the young person understand the intention of the song.

Song Lyrics

Ringa ringa ring
Ringa ring those bells
Those bells ringa ringa ringa
Ring those bells

Ringa ringa ring
Ringa ring those bells
Those bells ringa ringa ringa
Ring those bells

I love to ringa ringa ring
Ringa ring those bells
Bells I love to
Ringa ringa ring

Lyrics & Melody by Ahjay Stelino
Copyright © 2015 All Rights Reserved

Music Therapy Songs for Special Kids Sheet Music

Track 7: Ring Those Bells

Song Lyrics & Chords

[E] Ringa ringa ring
Ringa ring those bells
Those bells ringa ringa ringa
[B7] Ring those [E] bells

[E] Ringa ringa ring
Ringa ring those bells
Those bells ringa ringa ringa
[B7] Ring those [E] bells [E7]

I love to [A] ringa ringa ring
Ringa ring those bells
[B7] Bells I love to
Ringa ringa ring [B7#5] [B7]

Ending: [E]

Lyrics & Melody by Ahjay Stelino
Copyright © 2015 All Rights Reserved

Music Therapy Songs for Special Kids Sheet Music

Track 7: Ring Those Bells

Song Lyrics & Chords - Simple Version

For Guitar: Capo on 2nd fret

[D] Ringa ringa ring
Ringa ring those bells
Those bells ringa ringa ringa
[A] Ring those [D] bells

[D] Ringa ringa ring
Ringa ring those bells
Those bells ringa ringa ringa
[A] Ring those [D] bells

I love to [G] ringa ringa ring
Ringa ring those bells
[A] Bells I love to
Ringa ringa ring

Ending: [D]

Lyrics & Melody by Ahjay Stelino
Copyright © 2015 All Rights Reserved

Ring Those Bells

Ahjay Stelino

E B⁷ E

Ring-a ring-a bells ring-a ring those bells those bells ring-a ring-a ring ring those bells

5 E B⁷ E

ring a ring a bells ring a ring those bells those bells ring a ring a ring ring those bells

9 E⁷ A

I love to ring - a ring - a ring ring - a ring those bells

12 B⁷ B⁷(#5) B⁷ E

bells I love to ring-a ring-a ring

Music Therapy Songs for Special Kids Sheet Music

Track 8: I am a Crocodile

About the Song

This is an anticipation song. Move your arms like the mouth of a crocodile and lead up to giving the young person a big hug on the word “bite.” The song also acts as an educational song to teach your young person more about crocodiles.

Song Lyrics

I am a crocodile long and strong
And some little monkeys
Won't leave me alone
They've gotta be careful
They've gotta be kind
Otherwise I will bite

I am a crocodile I have a long mouth
Some little monkeys even call it a snout
In my snout
I have teeth so white
But don't try to touch them
Or I will bite

I am a crocodile I often cry
You see the tears running down my sides
But I'm not sad
I'm just washing my eyes
So don't try and hug me
Or I will bite

Lyrics & Melody by Ahjay Stelino
Copyright © 2015 All Rights Reserved

Track 8: I am a Crocodile

Song Lyrics & Chords

[C] I am a crocodile [Dm] long and strong
And [G] some little monkeys
Won't [C] leave me alone
They've [C7] gotta be careful
They've [F] gotta be kind
[G7] Otherwise I will [C] bite

[C] I am a crocodile I [Dm] have a long mouth
[G] Some little monkeys even [C] call it a snout
[C7] In my snout
I have [F] teeth so white
But [G7] don't try to touch them
Or I will [C] bite

[C] I am a crocodile I [Dm] often cry
[G] You see the tears running [C] down my sides
But [C7] I'm not sad
I'm just [F] washing my eyes
So [G7] don't try and hug me
Or I will [C] bite

Lyrics & Melody by Ahjay Stelino
Copyright © 2015 All Rights Reserved

Track 8: I am a Crocodile

Song Lyrics & Chords - Simple Version

[C] I am a crocodile [Dm] long and strong
And [G] some little monkeys
Won't [C] leave me alone
They've gotta be careful
They've [F] gotta be kind
[G] Otherwise I will [C] bite

[C] I am a crocodile I [Dm] have a long mouth
[G] Some little monkeys even [C] call it a snout
In my snout
I have [F] teeth so white
But [G] don't try to touch them
Or I will [C] bite

[C] I am a crocodile I [Dm] often cry
[G] You see the tears running [C] down my sides
But I'm not sad
I'm just [F] washing my eyes
So [G] don't try and hug me
Or I will [C] bite

Lyrics & Melody by Ahjay Stelino
Copyright © 2015 All Rights Reserved

I am a Crocodile

Composed by Ahjay Stelino

Musical score for the song "I am a Crocodile". The score is written on four staves of music. The first staff starts with a treble clef and a key signature of one flat (Bb). The melody is composed of quarter and eighth notes. Chords are indicated above the staff: C (C major) and Dm (D minor). The lyrics are: "I am a crocodile long and strong and". The second staff continues the melody with a treble clef and a key signature of one flat. Chords are indicated: G (G major) and C (C major). The lyrics are: "some little monkeys wont leave me alone they". The third staff continues the melody with a treble clef and a key signature of one flat. Chords are indicated: C7 (C dominant 7) and F (F major). The lyrics are: "got - ta be care - ful they got - ta be kind". The fourth staff continues the melody with a treble clef and a key signature of one flat. Chords are indicated: G7 (G dominant 7) and C (C major). The lyrics are: "ot - her - wise I will bite". The score ends with a double bar line.

C Dm
I am a crocodile long and strong and
3 G C
some little monkeys wont leave me alone they
5 C⁷ F
got - ta be care - ful they got - ta be kind
7 G⁷ G⁷ C
ot - her - wise I will bite

Verse 2

I am a crocodile I have a long mouth
Some little monkeys even call it a snout
In my snout I have teeth so white
But don't try to touch them
Or I will bite

Verse 3

I am a crocodile I often cry
You see the tears running down my sides
But I'm not sad
I'm just washing my eyes
So don't try and hug me
Or I will bite

Track 9: Castanet O Castanet

About the Song

This is a Spanish flavoured song composed to encourage castanet playing. It may seem lyrically more complex than the other songs, but the aim was to create an atmosphere of an evening in Spain to help encourage castanet playing. Ole!

Song Lyrics

Castanet o castanet
Your rhythm fills the room
Castanet o castanet
You're clickin' something good
Castanet o castanet
You sweep me down a lane
To where flamenco dancers
Dance the night away

Heels tap, skirts sway
Guitars sing, the band plays
The air is hot, the music's light
Where else would you want to be tonight?

Castanet o castanet
My fingers play your tune
Castanet o castanet
I follow the rhythm you choose
Castanet o castanet
Your fandangos are pulling me in
To where the Spanish lights
Are twinkling

Castanet o castanet
I love the songs we've played
Castanet o castanet
I love the music we've made
Castanet o castanet
When I hear a click or a clack
I'll always remember
The good times we had

Lyrics & Melody by Ahjay Stelino
Copyright © 2015 All Rights Reserved

Track 9: Castanet O Castanet

Song Lyrics & Chords

[Em] Castanet o castanet
[Am] Your rhythm fills the room
[B7] Castanet o castanet
You're clickin' something [Em] good
Castanet or castanet
You [C] sweep me down a lane
To where flam-[B]-enco dancers
Dance the night a-[Em]-way

Heels click, [D] skirts sway
Guitars sing, the [Em] band plays
The air is hot, the [D] music's light
Where else would you want to [B7] be tonight?

[Em] Castanet o castanet
[Am] My fingers play your tune
[B7] Castanet o castanet
I follow the rhythm you [Em] choose
Castanet or castanet
Your fan-[C]-dangos are pulling me in
To where the [B] Spanish lights
Are twink-[Em]-ling

[Em] Castanet or castanet
[Am] I love the songs we've played
[B7] Castanet or castanet
I love the music we've [Em] made
Castanet or castanet
When I [C] hear a click or a clack
I [B] always remember
The good times we [Em] had

Lyrics & Melody by Ahjay Stelino
Copyright © 2015 All Rights Reserved

Music Therapy Songs for Special Kids Sheet Music

Track 9: Castanet O Castanet

Song Lyrics & Chords - Simple Version

For Guitar: Capo on 7th Fret

[Am] Castanet o castanet
[Dm] Your rhythm fills the room
[E] Castanet o castanet
You're clickin' something [Am] good
Castanet or castanet
You [F] sweep me down a lane
To where flam-[E]-enco dancers
Dance the night a-[Am]-way

Heels click, [G] skirts sway
Guitars sing, the [Am] band plays
The air is hot, the [G] music's light
Where else would you want to [E] be tonight?

[Am] Castanet o castanet
[Dm] My fingers play your tune
[E] Castanet o castanet
I follow the rhythm you [Am] choose
Castanet or castanet
Your fan-[F]-dangos are pulling me in
To where the [E] Spanish lights
Are twink-[Am]-ling

[Am] Castanet or castanet
[Dm] I love the songs we've played
[E] Castanet or castanet
I love the music we've [Am] made
Castanet or castanet
When I [F] hear a click or a clack
I [E] always remember
The good times we [Am] had

Lyrics & Melody by Ahjay Stelino
Copyright © 2015 All Rights Reserved

Castanet O Castanet

Composed by Ahjay Stelino

The musical score is written in treble clef with a key signature of one sharp (F#). It consists of six staves of music. The lyrics are written below the notes. Chord symbols (Em, Am, B7, C, B, D, B7) are placed above the staff at specific measures. The score includes a double bar line with repeat dots at the beginning and end. The lyrics are: 'Cas- ta-net o cas - ta- net_ your rhy- thm_ fills the room', 'cas - ta-net o cas - ta- net_ your clic king some- thing good', 'cas - ta- net o cas - ta- net_ you sweep me down a lane', 'to where flam - en-co dan - cers dance the night a way._', 'Heels click skirts sway gui- tars_ sing_ the ba and_ plays', 'the air is_ hot the mu - sic's light where else would you want to be to- night'. The score ends with a double bar line and repeat dots.

Em Am

Cas- ta-net o cas - ta- net_ your rhy- thm_ fills the room

5 B7 Em

cas - ta-net o cas - ta- net_ your clic king some- thing good

9 C

cas - ta- net o cas - ta- net_ you sweep me down a lane

12 B Em **Fine**

to where flam - en-co dan - cers dance the night a way._

16 D Em

Heels click skirts sway gui- tars_ sing_ the ba and_ plays

20 D B7 **D.C al Fine**

the air is_ hot the mu - sic's light where else would you want to be to- night

Verse 2

Castanet o castanet
My fingers play your tune
Castanet o castanet
I follow the rhythm you choose
Castanet or castanet
Your fandangos are pulling me in
To where the Spanish lights
Are twinkling

Verse 3

Castanet or castanet
I love the songs we've played
Castanet or castanet
I love the music we've made
Castanet or castanet
When I hear a click or a clack
I always remember
The good times we had

Track 10: The Family Song

About the Song

This is an intentional vocalisation song. It uses the family titles of ma, pa and ba in musically strategic positions to motivate the young person to vocalise these sounds. The other lyrics in the song such as car, goo goo, gaga and nana include vowel sounds which are the earliest sounds we vocalise and thus the child is more likely to copy them.

Song Lyrics

There was a ma ma ma
And a pa pa pa
And a little ba ba ba
When they were
In a car car car
The baby would goo goo
gaa gaa gaa
And sing

Na na na na
Na na na
Na na na na
Na
Na na na na
Na na na
Na na na na
Na

Lyrics & Melody by Ahjay Stelino
Copyright © 2015 All Rights Reserved

Track 10: The Family Song

Song Lyrics & Chords

There was a [E] ma ma ma
And a pa pa pa
And a little [B7] ba ba ba
When they were
In a car car car
The baby would goo goo
gaa gaa gaa
And sing

[A] Na na na na
Na na na
[E] Na na na na
Na
[A] Na na na na
Na na na
[B7] Na na na na
Na

Ending: [E]

Lyrics & Melody by Ahjay Stelino
Copyright © 2015 All Rights Reserved

Music Therapy Songs for Special Kids Sheet Music

Track 10: The Family Song

Song Lyrics & Chords - Simple Version

For Guitar: Capo on 2nd Fret

There was a [D] ma ma ma
And a pa pa pa
And a little [A] ba ba ba
When they were
In a car car car
The baby would goo goo
gaa gaa gaa
And sing

[G] Na na na na
Na na na
[D] Na na na na
Na
[G] Na na na na
Na na na
[A] Na na na na
Na

Ending: [D]

Lyrics & Melody by Ahjay Stelino
Copyright © 2015 All Rights Reserved

The Family Song

Ahjay Stelino

E B⁷

There was a ma ma ma and a pa pa pa and a litt - le ba ba ba

5

When they were in the car car car the ba-by would goo goo gaa gaa gaa and sing

10 A E

na na na na__ na na na na na na na__ na

14 A B⁷ E

na na na na__ na na na na na na na__ na

Track 11: Let's Do Some Counting

About the Song

This song is a simple counting song. You can count along on the young person's or your fingers.

Song Lyrics

Let's do some counting
Let's count from one to ten
Let's do some counting
Ready, let's begin

One, two, three
Four, five, six
Seven, eight, nine
And ten and back down let's sing

Ten, nine, eight
Seven, six, five
Four, three, two
And one, well done my friend

Lyrics & Melody by Ahjay Stelino
Copyright © 2015 All Rights Reserved

Track 11: Let's Do Some Counting

Song Lyrics & Chords

[C] Let's do some [Dm] counting
Let's [G7] count from one to [C] ten
[C] Let's do some [Dm] counting
[G] Ready, let's be-[G7]-gin

[C] One, two, [G] three
[C] Four, five, [G] six
[C] Seven, eight, [G] nine
And ten and back down let's [G7] sing

[C] Ten, nine, [G] eight
[C] Seven, six, [G] five
[C] Four, three, [G] two
And [G7] one, well done my [C] friend

Lyrics & Melody by Ahjay Stelino
Copyright © 2015 All Rights Reserved

Let's Do Some Counting

Ahjay Stelino

The musical score is written for a single melodic line in 6/8 time. It consists of six staves of music. The lyrics are written below the notes, and the lyrics are: "Let's do some count-ing let's count from one to ten let's do some count ing rea - dy let's be - gin one two three four five six sev - en eight nine and ten and back down let's si - i - i - ng ten nine eight sev - en six five four three two and one well do - ne my friend." The chords are indicated by letters above the staff: C, Dm, G7, C, C, Dm, G, G7, C, G, C, G, C, G7, C. The lyrics are: "Let's do some count-ing let's count from one to ten let's do some count ing rea - dy let's be - gin one two three four five six sev - en eight nine and ten and back down let's si - i - i - ng ten nine eight sev - en six five four three two and one well do - ne my friend."

C Dm G⁷ C

5 Let's do some count-ing let's count from one to ten

C Dm G G⁷

9 let's do some count ing rea - dy let's be - gin

C G C G

13 one two three four five six

C G G⁷

17 sev - en eight nine and ten and back down let's si - i - i - ng

C G C G

21 ten nine eight sev - en six five

C G⁷ C

four three two and one well do - ne my friend.

Music Therapy Songs for Special Kids Sheet Music

Track 12: Monkey Monkey

About the Song

This is an intentional vocalisation song. Early speech production uses vowel sounds. Therefore the chorus is based on vowel sounds to encourage intentional vocalisation.

Song Lyrics

Monkey, monkey
Sitting on a tree
Monkey, monkey
Singing to me
Monkey, monkey
Can I sing along?
He said, why not let's rock

Chorus

Oo oo oo
Oo oo oo
Oo oo oo aa aa
Oo oo oo
Oo oo oo
Oo oo oo aa aa

Monkey, monkey
We're having a ball
Monkey, monkey
Singing our song
Monkey, monkey
Tell everyone
To come join in our fun
All together now

Repeat Chorus x 3

Monkey, monkey
I've had a great time
Monkey, monkey
It's time to say bye
Monkey, monkey
Before I go
Let sing our song once more

Repeat Chorus

Lyrics & Melody by Ahjay Stelino
Copyright © 2015 All Rights Reserved

Track 12: Monkey Monkey

Song Lyrics & Chords

[E] Monkey, monkey
[A] Sitting on a [E] tree
Monkey, monkey
[B7] Singing to me
[E] Monkey, monkey
Can [A] I sing along?
[E] He said, why [B7] not let's [E] rock

Chorus

[E] Oo oo oo
Oo oo oo
[A] Oo oo oo aa [E] aa
[B7] Oo oo oo
[E] Oo oo oo
[B7] Oo oo oo aa [E] aa

[E] Monkey, monkey
We're [A] having a [E] ball
Monkey, monkey
[B7] Singing our song
[E] Monkey, monkey
Tell [A] everyone
[E] To come join [B7] in our [E] fun
All together now

Repeat Chorus x 3

[E] Monkey, monkey
I've [A] had a great [E] time
Monkey, monkey
It's [B7] time to say bye
[E] Monkey, monkey
Be-[A]-fore I go
Let [E] sing our [B7] song once [E] more

Repeat Chorus

Lyrics & Melody by Ahjay Stelino
Copyright © 2015 All Rights Reserved

Music Therapy Songs for Special Kids Sheet Music

Track 12: Monkey Monkey

Song Lyrics & Chords - Simple Version

For Guitar: Capo on 2nd Fret

[D] Monkey, monkey
[G] Sitting on a [D] tree
Monkey, monkey
[A] Singing to me
[D] Monkey, monkey
Can [G] I sing along?
[D] He said, why [A] not let's [D] rock

Chorus

[D] Oo oo oo
Oo oo oo
[G] Oo oo oo aa [D] aa
[A] Oo oo oo
[D] Oo oo oo
[A] Oo oo oo aa [D] aa

[D] Monkey, monkey
We're [G] having a [D] ball
Monkey, monkey
[A] Singing our song
[D] Monkey, monkey
Tell [G] everyone
[D] To come join [A] in our [D] fun
All together now

Repeat Chorus x 3

[D] Monkey, monkey
I've [G] had a great [D] time
Monkey, monkey
It's [A] time to say bye
[D] Monkey, monkey
Be-[G]-fore I go
Let [D] sing our [A] song once [D] more

Repeat Chorus

Lyrics & Melody by Ahjay Stelino
Copyright © 2015 All Rights Reserved

Monkey Monkey

Ahjay Stelino

E A E B7
Mon-key mon-key sit-ting on a tree mon-key mon-key sing-ing to me
5 E A E B7 E
mon-key mon-key can I sing a - long he said why not let's rock
9 E A E
Oo oo oo oo oo oo ah ah
13 B7 E B7 E
Oo oo oo oo oo oo ah ah

Verse 2

Monkey monkey
we're having a ball
monkey monkey
singing our song
Monkey monkey
tell everyone
to come join in our fun
all together now

Verse 3

Monkey, monkey
I've had a great time
monkey, monkey
It's time to say bye
monkey monkey
before I go
let's sing our song once more

Track 13: I Know my Alphabets

About the Song

This is an alphabet song. It can provide a fresh alternative to the traditional alphabet song.

Song Lyrics

ABCD
EFG
HIJK
LMNOP
QRS
TUV
WX
Y and Z

Yeah I know my alphabets
Yeah I know them well
Yeah I know my alphabets
So let's sing them again

Lyrics & Melody by Ahjay Stelino
Copyright © 2015 All Rights Reserved

Track 13: I Know my Alphabets

Song Lyrics & Chords

[C] A B [G] C D
[Am] E F [Em] G
[F] H I [C] J K
[G] L M N O [Em] P
[F] Q R [C] S
[Em] T U [Am] V
[F] W [C] X
[G] Y and [Am] Z

[F] Yeah I know my [Em] alphabets
[F] Yeah I know them [Em] well
[F] Yeah I know my [Em] alphabets
[D7] So let's sing them a-[G]-ga-[G7]-in

Lyrics & Melody by Ahjay Stelino
Copyright © 2015 All Rights Reserved

I Know My Alphabets

Ahjay Stelino

C G Am Em F C G Em
 5 F A B C D E F G H I J K L M N O P
 F C Em Am F C G Am
 10 Q R S T U V Dou-ble U X and Y and Z
 F Em F Em
 14 Yeah I know my al - pha - bets yeah I know them well
 F Em D⁷ G G⁷ C
 Yeah I know my al - pha - bets so let's sing them a - ga - ai - ai - n

Track 14: Choo Choo Choo Goodbye

About the Song

This is a farewell song. It is common in music therapy to use consistent hello and goodbye songs for each session. They act as auditory cues to remind the young person that it is the start or end of music time. This song uses the analogy of a train as trains are a common favourite topic amongst children. The action to accompany this song is to move around the room like a train. Instruments to accompany the song could include train whistles. The lyrics of the chorus are repetitive to encourage intentional vocalisation.

Song Lyrics

Time for the music train to say
Choo choo choo goodbye
Heading out the station
Yeah I'm gonna ride
So if you've had
Lots of fun
Come on, sing along

Chorus

Choo choo choo choo
Choo choo choo
Choo choo choo goodbye
Choo choo choo choo
Choo choo choo
Choo choo choo goodbye
I'm sure we'll meet again sometime
But for now it's goodbye
Choo choo choo choo
Choo choo choo
Choo choo choo goodbye

Verse 2

Time for the music train to say
Choo choo choo goodbye
Heading for another town
See you later guys
So if you've had
A real good time
Sing along with all your might

Repeat Chorus Twice

Lyrics & Melody by Ahjay Stelino
Copyright © 2015 All Rights Reserved

Music Therapy Songs for Special Kids Sheet Music

Track 14: Choo Choo Choo Goodbye

Song Chords

[C] Time for the music train to [Am] say
[F] Choo choo choo good-[G]-bye
[F] Heading out the [Dm] station
[F] Yeah I'm gonna [G] ride
So [F] if you've had
[Em] Lots of fun
[F] Come on, [G] sing along

Chorus

[C] Choo choo choo choo
[Am] Choo choo choo
[F] Choo choo choo good-[G]-bye
[F] Choo choo choo choo
[Dm] Choo choo choo
[F] Choo choo choo good-[G]-bye
I'm [F] sure we'll meet a-[Em]-gain sometime
[F] But for now it's [Em] goodbye
[F] Choo choo choo choo
[C] Choo choo choo
[G] Choo choo choo good-[C]-bye

Verse 2

[C] Time for the music train to [Am] say
[F] Choo choo choo good-[G]-bye
[F] Heading for a-[Dm]-nother town
[F] See you later [G] guys
So [F] if you've had
A [Em] real good time
[F] Sing along with [G] all your might

Repeat Chorus Twice

Lyrics & Melody by Ahjay Stelino
Copyright © 2015 All Rights Reserved

Choo Choo Choo Goodbye

Ahjay Stelino

The musical score is written for a single melodic line in treble clef, 4/4 time. It begins with a key signature of one sharp (F#) and a common time signature (C). The melody is composed of eighth and quarter notes, with some measures containing rests. Chords are indicated by letters (C, Am, F, G, F, Dm, Em) above the staff. The lyrics are written below the staff, with some words underlined. The score is divided into measures by bar lines, with measure numbers 3, 5, 8, 10, 12, and 14 marked on the left. The song ends with a double bar line and repeat dots.

C Am F G

Time for the mus-ic train to say choo choo choo good - bye

3 F Dm F G

head- ing out the sta - t - ion yeah I'm gon- na ride so

5 F Em F G

if you've had lots of fun come on sing a - long

8 C Am F G

choo choo choo choo_ choo choo_ choo choo choo choo good - bye

10 F Dm F G

choo choo choo choo_ choo choo_ choo choo choo choo good - bye i'm

12 F Em F Em

sure we'll meet a - gain some - time but for now it's go - o - bye

14 F C G C

choo choo_ choo choo choo choo_ choo choo choo choo good - bye

Verse 2

Time for the music train to say
Choo choo choo goodbye
Heading for another town
See you later guys
So if you've had
A real good time
Sing along with all your might